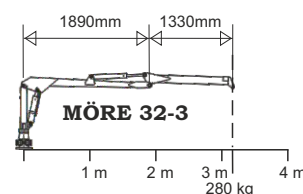


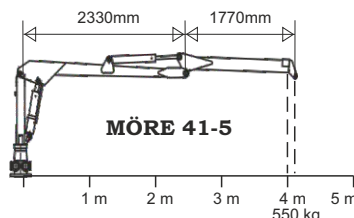
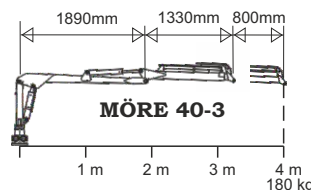
Grapple Loaders up to 6 m



Accessories crane	Price
Crane winch Radio-controlled Art.nr 04115	16.000:-
Hydraulic unit with Honda engine Art.nr 04110	15.500:-



Model	32-3	40-3	41-5
Art. no.	04112	04288	04276
Reach, m	3,2	4	4,1
Lifting capacity kg at 4 m	-	-	550
Lifting capacity kg at full length	280	180	508
Extender	no	yes	no
Slewing cylinders std	2	4	2
Valve block std.	5/7XY	6/8XY	5/7XY
Rec. pump capacity, l/min	-	-	20-30
Working pressure, bar	170	170	170
Turning angle, crane			370
Slewing, rotator	unlim.	unlim.	unlim.
Grapple area, m2	0,08	0,08	0,14
Weight, kg	150	170	600
Price	49.800:-	58.500:-	53.900:-

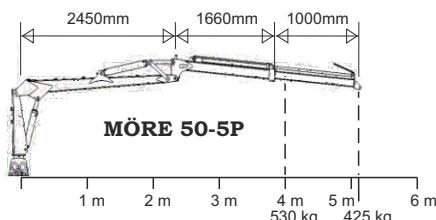


The new generation

The Möre Grapple is already well renowned in both Sweden and many European countries for its sturdy, robust and extremely durable design.

The Möre Grapple range has been expanded with new models to cover all market needs. Moreover, the existing models have been refined and now offer greater reach, improved lifting capacity and a refined movement pattern!

Accessories crane (additional price 5170)	Price
Valve with electric on-off Art.no. 04091	4.680:-
Valve, lightweight w. electric On-Off Art.no 04231	9.700:-
Valve, hydr. pre-control & 2 joysticks Art.no 04084	24.100:-
Valve with fully-electric joystick Art.no 04197	35.200:-



Model	50-5P	5170	51-5
Art.no.	04354	04330	04035
Reach, m	5,11	5,12	5,2
Lifting capacity, kg, at 4 m	530	820	510
Lifting capacity, kg, at full reach	425	779	405
Extender	yes	no	no
Wide angle	yes	yes	no
Slewing cylinders, std	2	2	2
Valve block, std	6/8XY	FRV60/7-T	6/8XY
Rec. pump capacity, l/min	30-50	30-50	30-50
Working pressure, bar	180	180	180
Turning angle, crane	370	370	370
Slewing, rotator	unlim.	unlim.	unlim.
Grapple area, m2	0,14	0,18	0,18
Weight, kg	630	820	820
Price	62.300:-	77.700:-	73.000:-

